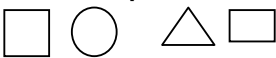






## Short Term Plan / Progress Report

**Teacher**
**Class**
**Week Ending**

Names (initials)	Attendance/Intervention – in-class (i.c.)/withdrawal (w) Mon Tues Wed Thurs Fri	Names (initials)	Attendance/Intervention – in-class (i.c.)/withdrawal (w) Mon Tues Wed Thurs Fri	
				<b>Targeted Learning Skills:</b> <b>Listening</b> (Receptive skill) <b>Speaking</b> (Interaction/production skill)
				<b>Language target(s) / Benchmarks:</b>  <b>A1 / A2 in Units 3, 4, 6 and 12</b>
<b>Unit(s) of Work (“Up and Away”):</b> <b>Unit 3: (Food) and Clothes p.44</b> <b>Unit 4: Colours, shapes and (opposites) p.45</b> <b>Unit 6: Weather p.47</b> <b>Unit 12: Animals and (Plants) p.53</b>				
<b>Mainstream Classroom content: Theme: Winter</b>				
<b>Subject areas for EAL teacher to assist with:</b>				
<b>Oral Language / SESE</b> <b>Winter</b>	<b>Vocabulary:</b> snow, frost, snowflake, Christmas tree, decorations, robin, cold, snowy, rainy, windy, cloudy, stormy, sunny <b>Resources:</b> Pictures of these words Small laminated pictures of the weather (already in the classroom) – snowy/rainy/windy/cloudy/stormy/sunny- for ‘snap’ game and other related activities “My First English Book” (ILT) pg. 17			
<b>Story: “The Snowman”</b>	<b>Vocabulary:</b> Words related to (from) the story which may prove difficult for the children to understand <b>Resources:</b> A copy of the book			
<b>Rhyme: The Robin</b>	<b>Vocabulary:</b> Words related to the poem which may prove difficult for the children to understand <b>Resources:</b> A copy of the poem, an artificial robin, pictures related to words in the poem			
<b>Jolly Phonics: “r”</b>	<b>Resources:</b> Sheets with “r” words to play recognition games and activities Activity using magnetic letters (kinaesthetic learner)			
<b>Maths: Shapes:</b> 	<b>Resources:</b> Two activities (already prepared) one using the  and  already taught this week, then progressing to the second activity  incorporating the  and  after teaching these two new shapes.  Several copies of the 4 shapes (already in the classroom) laminated for ‘snap’ games as well as the activities.			
<b>SPHE: “Walk Tall”</b> ‘Feeling Faces’: Happy /Sad/Anxious/Angry	<b>Resources:</b> A4 size illustrations of these feelings (from Walk Tall Book) Picture Cards from “Photo Emotions” (LDA resource) showing these four emotions only to use as activity based on the lesson			